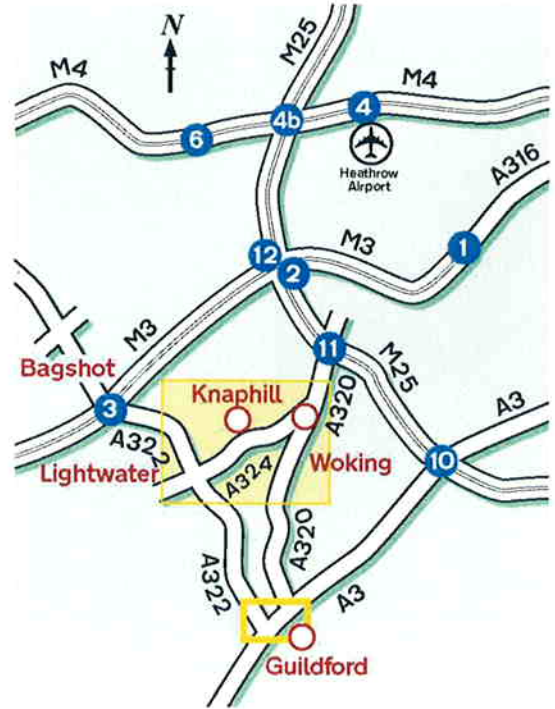




The Lansbury Estate  
 102 Lower Guildford Road,  
 Knaphill,  
 Woking, Surrey,  
 GU21 2EP England.

Tel: 01483 472 571  
 Fax: 01483 475 618  
 Web: [www.lansbury.co.uk](http://www.lansbury.co.uk)



Position: Lat: 51° 18.757' N Lon: 000° 36.707' W (WGS 84). OS Grid: 496764, 158000

**Transport**



**Rail Travel,**  
**Woking Station.** Frequent trains from London Waterloo (26mins).  
 Taxis available from outside station.  
**Brookwood Station.** Less frequent service. Taxis available in Connaught Rd.

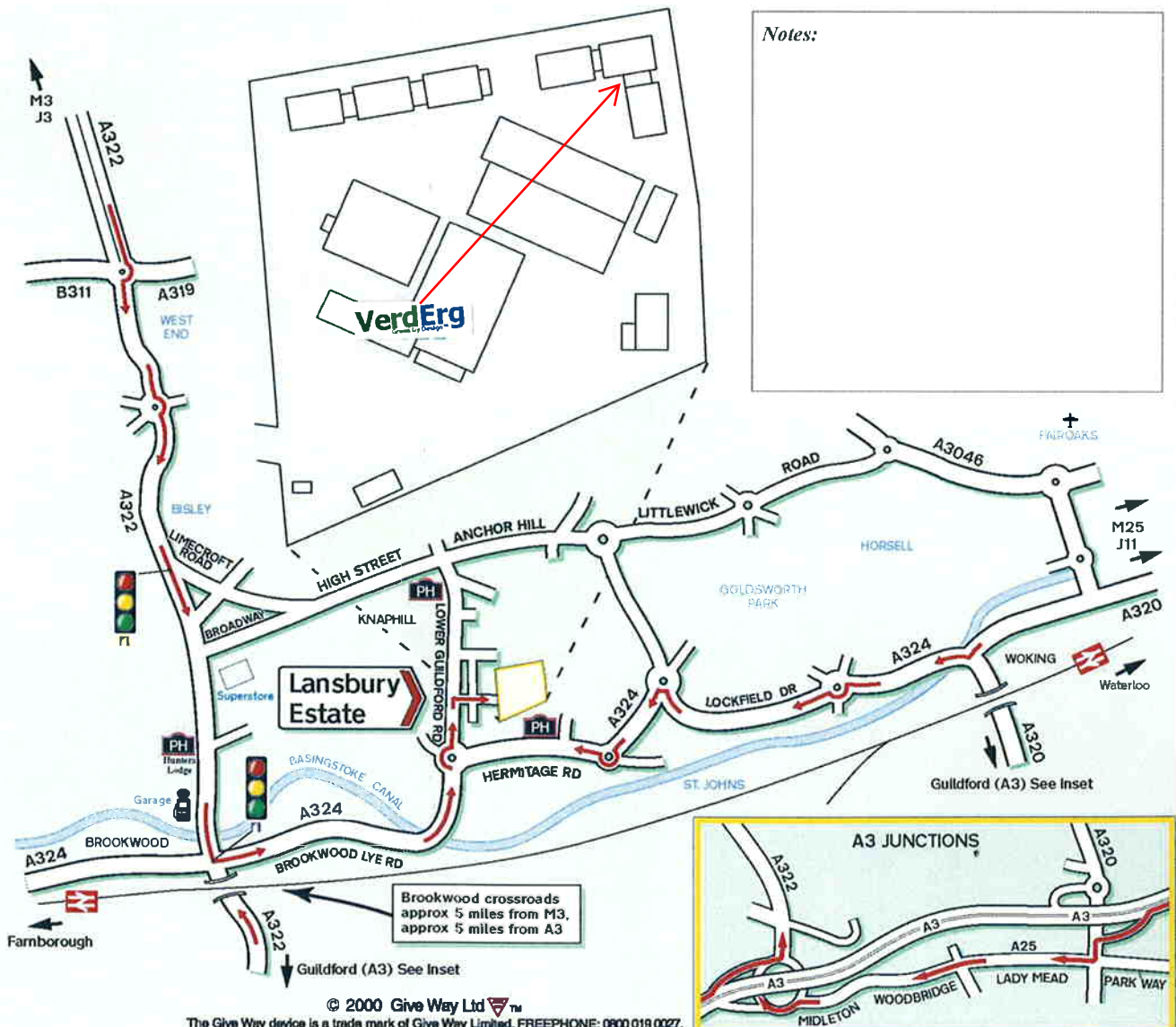


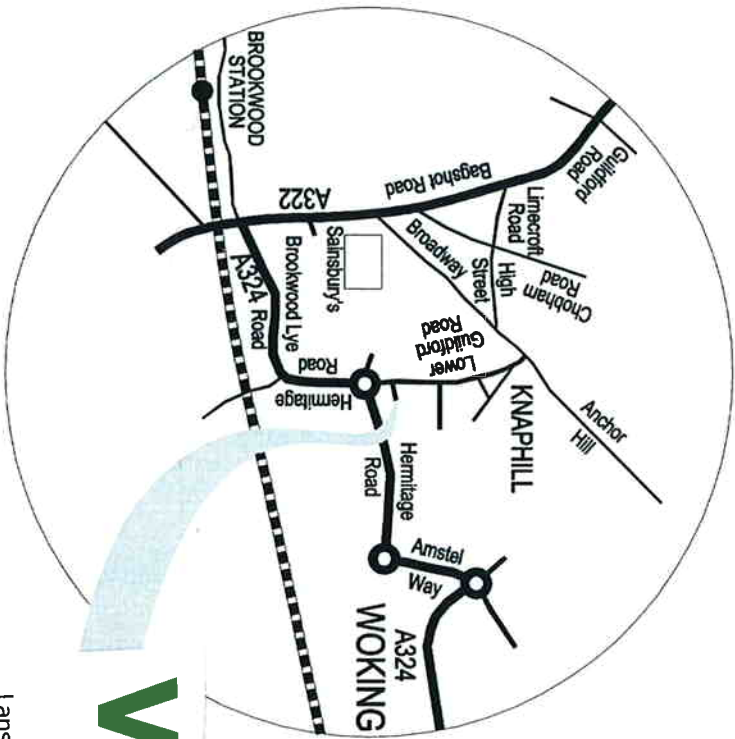
**Air Travel - Heathrow Airport.**  
 Follow the M4 westbound and join the M25 anti-clockwise at Junction 4b. Follow until Junction 12 and turn onto the M3 westbound. Follow until Junction 3 and turn off onto the A322 southbound. Follow directions as on the map below. Coach service available to Woking railway station. Taxis available.



**Bus Service from Woking.**

Notes:





# Verdery

Green by Design™

Lansbury Estate  
102 Lower Guildford Road  
Knaphill  
Surrey, GU21 2EP U.K.  
Tel: +44 (0) 1483 798750  
Fax: +44 (0) 1483 795315  
[www.verdery.com](http://www.verdery.com)

### Directions From Woking

From Woking, Follow Victoria Way into the A324 Lockfield Drive, in the direction of St Johns (Westerly direction)

At the Harlands roundabout, continue on Lockfield Drive (ie take the second exit)

At the next roundabout, take the first exit into Amstel Way

At the next roundabout, turn right into Hermitage Road (second exit)

At the Hermitage road roundabout, turn right into Lower Guildford Rd (third exit)

Lansbury Estate is the first turning on the Right hand side

At the Mini-roundabout turn Left, INTEC Engineering building is on your right, in front of you

### Directions From M25 Junction 12

Leave the M25 and follow the signs for M3 Southampton

Follow the M3 to Junction 3

Leave the M3 at Junction 3 at roundabout take 1st exit A322 and follow the A322 South towards Guildford.

At A322 Junction with A319/B311 - At roundabout take 2nd exit (signposted to Guildford)

Follow the A322 for 3.75 miles (6km) until a sign for Knaphill Turn Left into Limecroft Road towards Knaphill

(i.e . Continue on A322 to West End in 0.3 mile at roundabout take 2nd exit  
(Continue on A322 to Bisley - "The Hen and Chickens" public house  
(Continue on A322 until Junction for Knaphill –At traffic lights turn left into  
(Limecroft Rd -signposted Knaphill, Woking)

Continue along Limecroft Rd, at the traffic lights (crossing Chobham Rd) go straight ahead into Knaphill High St

After Zebra crossing, Road bends to left.

At traffic lights (Anchor pub on RHS) turn right into Lower Guildford Rd.

Proceed down the small hill and Take the fourth left into Lansbury Estate 102 Guildford Rd (If you reach the Hermitage Roundabout you have gone too far)

At the Mini-roundabout turn Left, **VerdErg Connectors Ltd.** is on your right, in front of you

